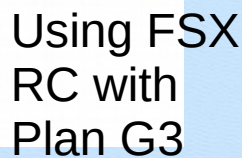


# Flying via remote control.



# FSX Remote Control

Easy to Install and use...

Information

Options

Radios

Flight Instruments

Controls

Fuel Mgt

Electrical

Engines

Auto Pilot

Nav Info





# FSX Remote Control

- From 1 to 4 Engines

Hover mouse over any Control to see purpose.



Engine Select for Gauges



Scan and Sync Engines

# FSX Remote Control

- Knob Functions and Colors

Neutral Position Knob

Drag Left/Right Knob

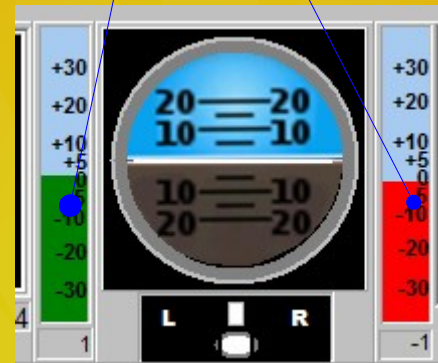


Inactive Knob

Sky Blue Knob – Gear Up

Green: Positive/Up/Right/Starboard

Red: Negative/Down/Left/Port



# FSX Remote Control

- Knob Functions and Colors



Drag Left/Right Knob

Dot – Click Knob  
Turns Items On/Off -  
Click anywhere, but best  
use left side for OFF, right  
side for ON.

Line – Mouse Wheel Knob  
Use Mouse Wheel to Increase/  
Decrease Value -  
No click necessary, just hover  
over knob and roll mouse wheel  
Forward decrease and backward  
to increase. Like a trim wheel,  
forward for nose down and  
backward for nose up.

# FSX Remote Control

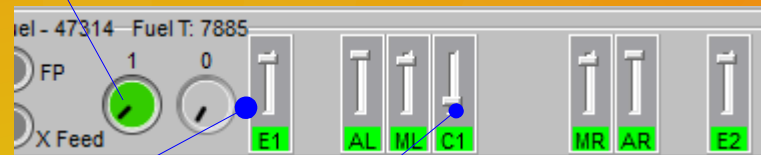
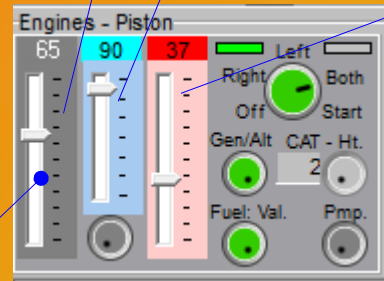
- Sliders

Throttle Slider

Propeller Slider

Mixture Slider

Mouse wheel Fuel Tank Selector  
1 = All, etc.



Slider controls allow you to drag the pointer to a new value and/or use mouse wheel to fine tune the setting.

Fuel management is controlled by using the slider to set the level. Labels are green if over 10%, red at or below and gray if empty.

# FSX Remote Control

- Analog Gauges

