

UKMIL



UKMIL UK Military Simulation

THE UKMIL BOEING VERTOL234



OPERATORS MANUAL

INDEX

• Introduction.....	3
• Disclaimer.....	4
• Contributions.....	5
• General Features.....	6
• 2D Panel.....	9

INTRODUCTION

Welcome to the UKMIL BOEING VERTOL 234. This aircraft has been designed in GMAX for Microsoft Flight Simulator 2004. In this BETA pack, you will get




- 1 Versions.
- 3 Texture Sets

COPYRIGHT

This aircraft is the property of UKMIL and as such, may not be modified in any form. This includes any part of the aircraft features except the textures. This helo may not be uploaded to ANY other site without prior consent of the UKMIL team. The files in this pack are classed as freeware, and may not be sold, or placed on any form of media for distribution.

REPAINT POLICY

This aircraft may be repainted in other textures, and there is a paintkit available to UKMIL CLUB members on the UKMIL website. Repaints are allowed, providing the following restrictions are met.

-  Repaint packs may only include textures, and no aircraft files
-  Any use of the supplied Paintkit is credited in the README
-  Repaints are allowed to be uploaded to the UKMIL website, and any other webiste!

Please make note of these repaint restrictions, as any repaints found on other download sites without the consent of UKMIL will be in breach of the copyright rules.

DISCLAIMER

UKMIL takes no responsibility for the files in the pack. They are released at the user's risk only, and any damage to the end user machine, both software or hardware, can not be directed at the UKMIL files, or designers.

VA USAGE

This Helo is the property of UKMIL, and it's use is granted to all persons who download this for personal use only. This Helo MUST NOT be used by any VA without the consent of UKMIL. This includes RAFVIRTUAL.COM, who must not use, promote or place any pictures of this helo on their website. This is enforceable by UK copyright law.

Contributions

Model Designers

The Gaffer

Panel Designers

UKMIL Gaffer

Texture Designers

UKMIL Gaffer

CFG and AIR File Designers

UKMIL Gaffer, with assistance from Greg S, THORNY, SneakySnake, and WingZ of Silence

BETA TESTERS

Thanks to the UKMIL CLUB members for their feedback on this. If you want sneak previews of the ukmil aircraft, then join the Club over at <http://www.ukmil.org.uk>

OTHER INCLUSIONS

Mainly, a BIG thanks to **Dave Maltby**, for allowing us to use his original freeware gauges also thanks to Greg S, THORNY, SneakySnake, of WingZ of Silence for assistance with the sounds and heatblur effect.

GENERAL FEATURES



RAMP

The ramp can be opened in two phases. The first, is the ramp tongue. This can be opened and closed using the Shift+E command



Next the Main ramp may be lowered and raised using the
SHIFT+E then 2 command



A close-up photograph of a control panel. At the top, the text "RAMP CONTROL" is visible. Below it are two rectangular buttons, each labeled "DOOR". To the left of the first "DOOR" button is the text "MAIN RAMP". To the right of the second "DOOR" button is the text "TONGUE". The panel is dark-colored with light-colored text and buttons.



CREWDOOR

The door can be opened/closed by using the TAILHOOK command



THE PANEL

- [1] MAIN RADIO
- [2] OVERHEAD PANEL SHOW/HIDE
- [3] AUTOHOVER PANEL SHOW/HIDE



OVERHEAD PANEL

- [1] AUTOHOVER PANEL
- [2] FUEL ON/OFF [ROTORS START/STOP]
- [3] PITOT AND DE-ICE
- [4] LIGHTS
- [5] MAIN BATTERY



THE LANDING LIGHTS ARE AUTOMATIC, AND
WILL ROTATE UP AND DOWN WHEN SWITCHED
ON OR OFF.

Have fun

The UKMIL TEAM

Visit us at

[HTTP://WWW.UKMIL.ORG.UK](http://www.ukmil.org.uk)