


# ***Douglas DC-3***

***Guía de Vuelo***



***Flight Guide***

***José R. Zubieta***  
***DC-3 FSCommander.***



**jrzubiet@prodigy.net.mx**

ATENCIÓN: ESTA GUIA ES EXCLUSIVAMENTE PARA VUELO SIMULADO  
CAUTION: THIS FLIGHT GUIDE IS FOR FLIGHT SIMULATION ONLY.

**©All rights reserved.**

**2007**

---

## CONTENIDO

|   |           |
|---|-----------|
| <b>Despacho de Vuelo</b>                                      |           |
| <b>Flight Dispatch</b>  | <b>1</b>  |
| <b>Preparación Cabina</b>                                     |           |
| <b>Cockpit Set Up</b>   | <b>2</b>  |
| <b>Pre Arranque</b>   |           |
| <b>Before Start</b>   | <b>4</b>  |
| <b>Arranque Motor Derecho</b>                                 |           |
| <b>Start Right Engine</b>                                     | <b>8</b>  |
| <b>Arranque Motor Izquierdo</b>                               |           |
| <b>Start Left Engine</b>                                      | <b>10</b> |
| <b>Antes del Carreteo</b>                                     |           |
| <b>Before Taxiing</b>   | <b>12</b> |
| <b>Calentamiento</b>  |           |
| <b>Engine Run Up</b>  | <b>13</b> |
| <b>Antes del Despegue</b>                                     |           |
| <b>Before Take Off</b>  | <b>15</b> |
| <b>Después del Despegue</b>                                   |           |
| <b>After Take Off</b>   | <b>15</b> |
| <b>Ascenso</b>  |           |
| <b>Climb</b>  | <b>16</b> |
| <b>Tabla de Potencias</b>                                     |           |
| <b>Power Settings</b>   | <b>17</b> |
| <b>EMERGENCIAS</b>  |           |
| <b>EMERGENCIES</b>  | <b>19</b> |
| <b>Perfilamiento/Motor Malo/Motor Bueno/Desperfilamiento</b>  | <b>19</b> |
| <b>Out Line Engine/Bad Engine/Good Engine/ In Line Engine</b> | <b>19</b> |
| <b>Descarga de Combustible</b>                                | <b>20</b> |
| <b>Fuel Unloading</b>   | <b>20</b> |
| <b>Descenso de Emergencia/Amarizaje y Aterrizaje/Incendio</b> | <b>21</b> |
| <b>Emergency Descent/Water and Ground Landing/Fire</b>        | <b>21</b> |
| <b>Descenso</b>   |           |
| <b>Descent</b>  | <b>22</b> |
| <b>Preparación del Aterrizaje</b>                             |           |
| <b>Landing Preparation</b>                                    | <b>22</b> |
| <b>Aproximación</b>   |           |
| <b>Approach</b>   | <b>22</b> |
| <b>Después del Aterrizaje</b>                                 |           |
| <b>After Landing</b>  | <b>23</b> |
| <b>En Plataforma</b>  |           |
| <b>On Ramp</b>  | <b>23</b> |
| <b>Referencia Rápida</b>                                      |           |
| <b>Quick Reference</b>  | <b>14</b> |

## DESPACHO DE VUELO

## FLIGHT DISPATCH



**METEOROLOGÍA**  
Revisada

**WEATHER**  
Briefed



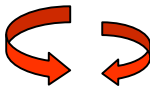
**NOTAMS**  
Revisados

**NOTAMS**  
Checked




**PLAN DE  
VUELO**  
Autorizado

**FLIGHT PLAN**  
Approved



**INSPECCION**  
Cumplida

**WALK AROUND**  
Complied



**BALANCE  
Y PESO**  
En Límites



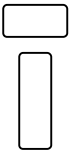
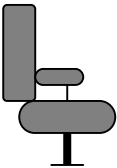
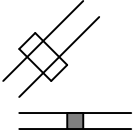




**BALANCE &  
WEIGHT**  
On Limits










**GASOLINA  
Y ACEITE**  
Cargado

**GAS & OIL**  
Served

| PREPARACIÓN<br>DE CABINA  |   | COCKPIT<br>SET UP                               |
|---|---|---|
|    | <b>PLAN DE VUELO<br/>A Bordo</b>            | <b>FLIGHT PLAN<br/>On Board</b>                 |
|    | <b>NOTAMS<br/>A Bordo</b>                   | <b>NOTAMS<br/>On Board</b>                      |
|    | <b>REPORTES DEL TIEMPO<br/>A Bordo</b>      | <b>WEATHER REPORT<br/>On Board</b>              |
|   | <b>CARTAS<br/>A Bordo</b>                   | <b>CHARTS<br/>On Board</b>                      |
|  | <b>FRECUENCIAS<br/>Copiadas</b>             | <b>FREQUENCIES<br/>Registered</b>               |
|  | <b>MANUAL<br/>A Bordo</b>                   | <b>MANUAL<br/>On Board</b>                      |
|  | <b>BITACORA<br/>A Bordo</b>                 | <b>LOG BOOK<br/>On Board</b>                    |
|  | <b>REPORTE GASOLINA<br/>Y CARGA A Bordo</b> | <b>GAS, OIL &amp; CARGO<br/>REPORT On Board</b> |
|  | <b>DOCUMENTACION<br/>Completa</b>           | <b>DOCUMENTS<br/>Complete</b>                   |

|   | <b>PREPARACIÓN<br/>DE CABINA</b>                       | <b>COCKPIT<br/>SET UP</b>                           |
|---|--|---|
|    | <b>PARABRISAS</b><br>Limpio                            | <b>WINDSHIELD</b><br>Clean                          |
|    | <b>VENTANAS</b><br>Cerradas y Aseguradas               | <b>WINDOWS</b><br>Closed and Locked                 |
|   | <b>ESCOTILLA<br/>Y PUERTA</b><br>Cerradas y aseguradas | <b>HATCHWAY<br/>&amp; DOOR</b><br>Closed and Locked |
|  | <b>ASIENTOS</b><br>Ajustados                           | <b>SEATS</b><br>Set                                 |
|  | <b>CINTURONES</b><br>Colocados                         | <b>BELTS</b><br>Set                                 |
|  | <b>REJILLAS DE CARGA</b><br>Aseguradas                 | <b>CARGO NETS</b><br>Secured                        |
|  | <b>OXIGENO Y MASCARAS</b><br>A Bordo Completo          | <b>OXYGEN AND MASKS</b><br>On Board Complete        |
|  | <b>EXTINGUIDORES</b><br>A Bordo Completos              | <b>EXTINGUISHERS</b><br>On Board Complete           |
|  | <b>SUPERVIVENCIA</b><br>A Bordo Completa               | <b>SURVIVAL PACK</b><br>On Board Complete           |

| PREPARACIÓN DE CABINA   |   | COCKPIT SET UP                                     |   |
|---|---|--|---|
|    | <b>BOTIQUIN</b><br>A Bordo Completo                       | <b>FIRST AIDS</b><br>On Board Complete             |   |
|    | <b>REGLA DE GASOLINA</b><br>A Bordo                       | <b>GAS RULER</b><br>On Board                       |   |
|    | <b>RADIO PORTATIL</b><br>A Bordo                          | <b>HAND RADIO</b><br>On Board                      |   |
|  | <b>HACHA A Bordo</b><br><b>LAMPARA DE MANO</b><br>A Bordo | <b>AX On Board</b><br><b>HAND LAMP</b><br>On Board |   |
|  | <b>BENGALAS</b><br><i>A Bordo</i>                         | <b>RESCUE LIGHTS</b><br><i>On Board</i>            |   |
| <b>CABINA</b><br>Lista Completa y Asegurada   |   | <b>COCKPIT</b><br>Ready Complete and Segure        |   |
| PRE ARRANQUE  |   | BEFORE START                                       |   |
|  | <b>CABINA PASAJEROS</b><br>Cerrada y Segura               | <b>PAX CABIN</b><br>Locked and Secure              |   |
|  | <b>CALZOS Y SEGUROS</b><br>Puestos                        | <b>CHOKS AND PINS</b><br>Set                       | 4 |

## PRE ARRANQUE

## BEFORE START



**FRENOS ESTACIONAMIENTO**  
Puestos 250 lbs.

**PARKING BRAKES**  
Set 250 lbs.



**CIERRE EMERGENCIA  
DE GASOLINA**

**EMERGENCY GAS  
CLOSING**

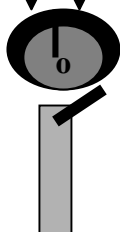
Adelante Asegurado

Forward Locked



**CALEFACCIÓN Y AIRE  
ACONDICIONADO** Apagados

**HEATING & AIR COND.**  
Off



**PRESIÓN DESHIELADOR**  
Correcta

**DE ICER PRESSURE**  
Correct

**ALETAS**  
Guardadas

**FLAPS**  
Inside




**CONTROLES**  
Libres y Correctos

**CONTROLS**  
Free and Correct



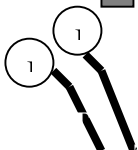
**INDICADOR DE SUCCIÓN**  
Correcto

**VACUM GAUGE**  
Correct



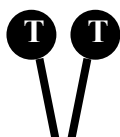
**COMPENSADORA DE  
ELEVADORES** Centrada

**ELEVATOR TRIM**  
Centered



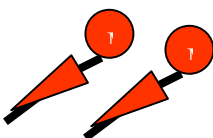
**PASO DE HELICES**  
Bajo

**PROPS PITCH**  
Low















**ACELERADOR**  
No. 2 Abierto 1/2"  
1000RPM

**THROTTLE**  
# 2 Open 1/2"  
1000RPM



**MEZCLAS**  
Cortadas

**MIXTURES**  
Idle Cut Off 5

|   | PRE ARRANQUE   | BEFORE START   |
|---|--|--|
|    | FRICCION ACELERADORES<br>Ajustado  | THROTTLE FRICTION<br>Adjusted  |
|    | RUEDA<br>Asegurada   | TAILWHEEL<br>Locked  |
|    | COMPENSADORA DE<br>DIRECCIÓN Centrada  | RUDDER TRIM<br>Centered  |
|    | COMPENSADORA DE<br>ALERONES Centrada   | AILERON TRIM<br>Centered   |
|    | FRENOS DE ESTACIONAMIENTO<br>Puestos 250 lbs.  | PARKING BRAKES<br>Set 250 lbs.   |
|  | CARBURADORES<br>Frios  | CARBURETORS<br>Cold  |
|  | CANTIDAD DE COMBUSTIBLE<br>Lectura \ Lectura /<br>Aux \ Aux /                          | FUEL QTY<br>Read \ Read /<br>Aux \ Aux /                               |
|  | TOLVAS<br>Abiertas   | COWL FLAPS<br>Open   |
|  | SELECTORA DE COMBUS<br>TIBLE A Tanque Derecho  | FUEL SELECTOR<br>To Right Tank   |
|  | SELECTORA DE SUCCION<br>A Tanque Derecho   | SUCTION SELECTOR<br>To Right Tank                                      |
|  | TREN DE ATERRIZAJE<br>Neutral  | LANDING GEAR<br>Neutral  |
|  | Presión Correcta 500 lbs.<br>3 Luces Verdes y Ajustadas<br>Seguro Aplicado y Afianzado | Press Correct 500 lbs.<br>3 Green Lights Adjusted<br>Lock On and Fixed |

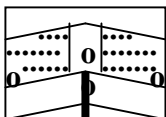
## PRE ARRANQUE

## BEFORE START



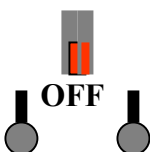
**NIVEL HIDRAULICO**  
Correcto

**HYDRAHULIC LEVEL**  
Correct



**PANEL INTERRUPTORES**  
Lado Capitán Lado Copiloto  
En Orden En Orden

**SWITCHES PANEL**  
Captain Side Copilot Side  
In Order In Order



**SWITCH MAESTRO  
Y MAGENTOS**  
Cortados

**MASTER SWITCH  
AND MAGNETS**  
Off



**BATERÍA**  
A Tierra

**BATTERY**  
To Cart



**AMPERIMETRO**  
Cargando

**AMPERIMETER**  
Charge



**GENERADORES**  
Encendidos

**GENERATORS**  
On



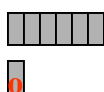
**FARO BALIZA**  
Encendido

**BEACON LIGH**  
On



**RADIOS**  
Apagados

**RADIOS**  
Off



**PILOTO AUTOMATICO**  
Apagado-Encendido  
Probado -Apagado

**AUTO PILOT**  
Off-On-Test-Off



**MAGNETOS**  
Ambos


**MAGNETS**  
Booth



**NO FUMAR Y CINTURONES**  
Encendidos

**NO SMOKING & BELTS**  
On

| PRE ARRANQUE  |                                     | BEFORE START                       |  | 8 |
|---|-------------------------------------|------------------------------------|--|---|
|    | LIMPIADORES<br>Probados             | WHIPS<br>Test                      |  |   |
|    | SIRENA<br>Probada                   | HORN<br>Test                       |  |   |
|    | DESPLOME Probada                    | STALL HORN Test                    |  |   |
|   | PRESIONES Probada                   | PRESSURES Test                     |  |   |
|    | CAMPANAS DE FUEGO<br>No. 1 No. 2    | FIRE BELLS<br># 1 # 2              |  |   |
|   | PRE ARRANQUE<br>Completo            | BEFORE START<br>Complete           |  |   |
|  | ARRANQUE<br>MOTOR DERECHO           | START<br>RIGHT ENGINE              |  |   |
|  | RAMPA<br>Lista                      | RAMP<br>Ready                      |  |   |
|  | MAESTRO MAGNETO<br>Puesto           | MASTER SWITCH<br>On                |  |   |
|  | BOMBA DE GASOLINA<br>DERECHA Puesta | FUEL PUMP BOOST<br>RIGTH On        |  |   |
|  | PURGADOR AL No. 2<br>Puesto         | PRIMER TO RIGHT<br>On              |  |   |
|  | LIBRE EL DOS<br>A la Vista Libre    | CALL CLEAR No.TWO<br>Looking Clear |  | 8 |



**ARRANQUE  
MOTOR DERECHO**

**START  
RIGHT ENGINE**

9



**MARCHA DEL No. 2**  
**Arrancando**  
Frio 15 Aspas Caliente 6

**START No. TWO**  
**Runing**  
Cold 15 Blades Hot 6



**MAGNETO DERECHO**  
**Puesto**

**RIGHT MAGNET**  
**On**



**VENTILADOR DERECHO**  
**Puesto**

**RIGHT BLOWER**  
**On**



**CORTAR VENTILADOR**  
**Cortado**

**CUT BLOWER**  
**Off**



**CORTAR MARCHA**  
**Cortada**

**CUT START**  
**Off**




**MEZCLA DERECHA**  
**En Despegue**

**RIGHT MIXTURE**  
**In Auto Rich**



**SOLTAR PURGADOR**  
**Soltado**

**CUT PRIMER**  
**Off**



**PRESIONES ACEITE GASOLINA** **GAS & OIL PRESSURES**  
**Correctas** **Correct**



**PRESION HIDRAULICA**  
**Correcta**

**HYDRAHULIC PRESSURE**  
**Correct**



**TACOMETRO**  
**1000 RPM**

**TACHOMETER**  
**1000 RPM**



**TEMPERATURA CILINDROS**  
**Y CARBURADOR Correcta**

**TEMPERATURE CYLINDER**  
**& CARBURETOR Correct**



**PRESIÓN DE COMBUSTIBLE**  
**Correcta**





**GAS PRESSURE**  
**Correct**

9

|   |  |                                    |    |
|---|--|------------------------------------|----|
|   | ARRANQUE<br>MOTOR DERECHO              | START<br>ENGINE TWO                | 10 |
|    | CORTAR BOMBA<br>Cortada                | CUT FUEL PUMP<br>Off               |    |
|    | MOTOR DERECHO<br>Arrancado y Corriendo | ENGINE TWO<br>Started and Runing   |    |
|    | ARRANQUE MOTOR<br>IZQUIERDO            | START<br>LEFT ENGINE               |    |
|   | RAMPA<br>Lista                         | RAMP<br>Ready                      |    |
|  | MAESTRO MAGNETO<br>Puesto              | MASTER SWITCH<br>On                |    |
|  | BOMBA DE GASOLINA<br>IZQUIERDA Puesta  | FUEL PUMP BOOST<br>LEFT On         |    |
|  | PURGADOR AL No. 1<br>Puesto            | PRIMER TO LEFT<br>On               |    |
|  | LIBRE EL UNO<br>A la Vista Libre       | CALL CLEAR No.ONE<br>Looking Clear |    |
| <div>↓</div>  |  |                                    |    |
|   |  |                                    | 10 |




# ARRANQUE MOTOR IZQUIERDO    START LEFT ENGINE

|   |   |  |
|---|---|--|
|    | <b>MARCHA DEL No. 1</b><br>Arrancando<br>Frio 15 Aspas Caliente 6 | <b>START No. ONE</b><br>Starting<br>Cold 15 Blades Hot 6 |
|    | <b>MAGNETO IZQUIERDO</b><br>Puesto                                | <b>LEFT MAGNET</b><br>On                                 |
|    | <b>VENTILADOR IZQUIERDO</b><br>Puesto                             | <b>LEFT BLOWER</b><br>On                                 |
|    | <b>CORTAR VENTILADOR</b><br>Cortado                               | <b>CUT BLOWER</b><br>Off                                 |
|  | <b>CORTAR MARCHA</b><br>Cortada                                   | <b>CUT START</b><br>Off                                  |
|  | <b>MEZCLA IZQUIERDA</b><br>En Despegue                            | <b>LEFT MIXTURE</b><br>In Auto Rich                      |
|  | <b>SOLTAR PURGADOR</b><br>Soltado                                 | <b>CUT PRIMER</b><br>Off                                 |
|  | <b>PRESIONES ACEITE Y GASOLINA</b><br>Correctas                   | <b>GAS &amp; OIL PRESSURES</b><br>Correct                |
|  | <b>PRESION HIDRAULICA</b><br>Correcta                             | <b>HYDRAHULIC PRESSURE</b><br>Correct                    |
|  | <b>TACOMETRO</b><br>1000 RPM                                      | <b>TACHOMETER</b><br>1000 RPM                            |
|  | <b>TEMPERATURA CILINDROS Y CARBURADOR</b><br>Correcta             | <b>TEMPERATURE CYLINDER &amp; CARBURETOR</b><br>Correct  |
|  | <b>PRESIÓN DE COMBUSTIBLE</b><br>Correcta                         | <b>GAS PRESSURE</b><br>Correct                           |

**ARRANQUE MOTOR IZQUIERDO****START LEFT ENGINE**

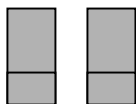
**CORTAR BOMBA**  
**Cortada**

**CUT FUEL PUMP**  
**Off**



**MOTOR IZQUIERDO**  
**Arrancado y Corriendo**

**LEFT ENGINE**  
**Started and Running**

**ANTES DEL CARRETEO****BEFORE TAXIING**

**FRENOS**  
**Normales**

**BRAKES**  
**Normal**



**IND. VIRAJES Y**  
**GIROS Correctos**

**TURN & BANK**  
**Correct**



**ADF'S**  
**Correctos**

**ADF'S**  
**Correct**



**PRUEBA BOMBAS**

**PUMPS TEST**

**½ Aletas Abajo**  
**1er. Despegue**

**½ Flaps Down**  
**1st. Takeoff**



**BOMBA HIDRAULICA**  
**A Motor Izquierdo**

**HYDRAULIC PUMP**  
**To Engine ONE**



**ALETAS**  
**Arriba**

**FLAPS**  
**Up**

**ANTES DEL CARRETEO**

**BEFORE TAXIING**



**CARBURADORES**  
Probados 1er. Despegue  
Y Frios

**CARBURETORS**  
Checked, 1st. Takeoff  
Cold



**RADIOS**  
Encendidos Probados

**RADIOS**  
On, Checked



**ALTIMETROS**  
Calibrados

**ALTIMETERS**  
Set



**CONTROLES**  
Libres

**FLIGHT CONTROLS**  
Free



**PERMISO RECIBIDO**  
Frenos Quitados

**TAXIING CLEARANCE**  
Park Brakes Off



**CALENTAMIENTO**

**ENGINE RUN UP**



**FRENOS**  
Puestos

**PARKING BRAKES**  
Set



**COMPENSADORES**  
1-2-3 En Neutral

**COMPENSATORS**  
1-2-3 Neutral

## CALENTAMIENTO

## ENGINE RUN UP



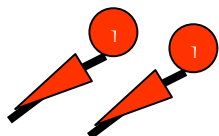
**GIROS**  
AJUSTADOS DESENGARZADOS  
**BOMBAS DE GASOLINA**  
CORTADAS

**PRESION**

MINIMO 500 LIBRAS AMBOS



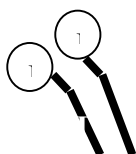
**TEMPERATURA CABEZAS**  
**Y ACEITE CORRECTAS**

**MEZCLAS**

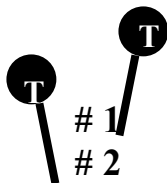
DESPEGUE Y ASCENSO

**TOLVAS**

ABRIR Y CERRAR

**PASO DE HELICES**

A PASO ALTO

**PRUEBA**

MP 30" MAGNETOS IZQ-DER  
MP 30" MAGNETOS IZQ-DER

**INSTRUMENTOS**

NORMALES

**GYROS**  
ADJUSTED**FUEL BOOSTER**

OFF

**PRESSURE**

MIN 500 POUNDS

**HEAT & OIL TEMP**  
**CORRECT**

**MIXTURES**

AUTO

**COWL FLAPS**

OPEN THEN OFF

**PROPS PITCH**

TO FULL

**IGNITION**

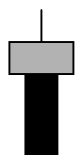
MP 30" MAGNETOS LEFT-RIGTH  
MP 30" MAGNETOS LEFT-RIGTH

**ALL GAUGES**


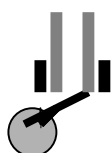
NORMAL

## ANTES DEL DESPEGUE

## BEFORE TAKE OFF


**AUTORIZACIÓN TORRE  
RECIBIDA**
**TOWER CLEARANCE  
RECEIVED**


**TEMPERATURAS  
CILINDROS 120 ACEITE 40**
**TEMPERATURES  
CYLINDERS 120 OIL 40**

**TOLVAS  
LIBRES**
**COWL FLAPS  
OPEN THEN OFF**

**FRENO ACELERADORES  
AJUSTADO**
**THROTLES BRAKES  
SET**

**BOMBAS GAS ABIERTAS**
**FUEL BOOSTER PUMPS ON**

**RUEDA  
FIJA**
**TAIL WHEEL  
SET**

**CALENTADOR PITOT Puesto**
**PITOT HEAT On**

**CINTURONES/NO FUMAR/ Puesto**
**BELTS/NO SMOK On**

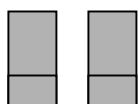
**ALETAS ----- Bajadas**
**FLAPS On**

**ELEVADORES ----- Puestos**
**TRIM ----- Set**

**CABINA Avisada Despegue**
**CABIN Take Off Notice**

## DESPUES DEL DESPEGUE

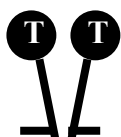
## AFTER TAKE OFF


**TREN ARRIBA  
A 300'  
VISUAL DER-IZQ  
PALANCA NEUTRAL  
PRESIÓN CERO  
LUZ ROJA**
**GEAR UP  
AT 300'  
VISUAL RIGTH - LEFT  
NEUTRAL LEVER  
ZERO PRESSUERE  
RED LIGTH**

**ALETAS Arriba**
**FLAPS Up**

**RUEDAS  
FRENADAS**
**WHEELS  
BRAKED**

## ASCENSO

## CLIMB




**ACELERACION**  
VY 105 KIAS → MP 41" / 2550 RPM

**SPEED**  
VY 105 KIAS → MP 41" / 2550 RPM



**BOMBAS  
FUERA**

**FUEL BIISTER PUMP  
OFF**



**ALT 500'**  
MP 38.5" / 2400 RPM

**ALT 500'**  
MP 38.5" / 2400 RPM



**TEMPERATURA CILINDROS**  
Correctas

**HEAT CYLINDERS TEMP**  
Correct



**TOLVAS**  
Libres

**COWL FLAPS**  
Trail

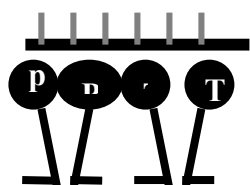


**CUBIERTAS DE MOTORES**  
Correctas

**ENGINE NACELLES**  
Correct

## CRUCERO

## CRUISE



**LUCES EXTERIORES** Correctas

**EXTERIOR LIGHTS** Correct

**POTENCIAS DE CRUCERO** Puestas

**CRUISE POWER** Set



**TEMPERATURA CILINDROS**  
Correctas

**HEAT CYLINDERS TEMP**  
Correct




**SELECTORA DE COMBUSTIBLE** -----

**FUEL TANK SELECTOR** -----



**TOLVAS** Cerradas

**COWL FLAPS** Closed



**MEZCLAS** Pobres

**MIXTURES** Auto





**CINTURONES** Apagado

**FASTEN BELTS** Off

TABLA DE POTENCIAS

POWER

| DC-3                                   | HPF                            | RPM  | ALTITUD PRESION<br>MILES DE PIES<br>PRESS ALTITUDE<br>THOUSAND FEETS |  | MEZCLA RICA<br>PRESIÓN DE ADMISIÓN<br>TEPERATURA CARB. |      |       | FULL RICH<br>ADM PRESS<br>CARB. TEMP |       |
|--|--------------------------------|------|--|--|--|------|-------|--------------------------------------|-------|
| DESPEGUE<br>TAKEOFF                    | 1200                           | 2700 | 0  |  | 47"  |      |       | 47"                                  |       |
|  | 1200                           | 2700 | 5  |  | 46"  |      |       | 46"                                  |       |
|  | 1120                           | 2700 | 7  |  | T.A.   |      |       | A.T.                                 |       |
| ASCENSO<br>INICIAL<br>INITIAL<br>CLIMB | VAR                            | 2550 | VAR  | 35o  |  |      |       | 35o                                  |       |
|  |                                |      |  | -15oC  | -5oC   | +5oC | +15oC | +25oC                                | +35oC |
| REG<br>IME<br>N<br><br>---             | •                              | 2550 | 1  | 40.5   | 41.0   | 41.5 | 42.0  | 42.0                                 | 42.0  |
|  | 1050                           | 2550 | 3  | 40.2   | 40.7   | 41.2 | 41.5  | 41.5                                 | 41.5  |
|  | 1050                           | 2550 | 5  | 40.0   | 40.5   | 41.0 | 41.0  | 41.0                                 | 41.0  |
|  | 1050                           | 2550 | 7  | 39.7   | 40.2   | 40.5 | 40.5  | 40.5                                 | 40.5  |
|  | •                              | 2550 | 9  | 39.5   | 40.0   | 40.2 | 40.2  | 40.2                                 | 40.2  |
| ASC<br>ENS<br>O                        | 650                            | 2050 | 1  | 30.0   | 30.5   | 31.0 | 31.5  | 32.0                                 | 32.5  |
|  | 650                            | 2050 | 3  | 29.7   | 30.2   | 30.7 | 31.2  | 31.7                                 | 32.2  |
|  | 650                            | 2050 | 5  | 29.5   | 30.0   | 30.5 | 31.0  | 31.5                                 | 32.0  |
|  | 650                            | 2050 | 7  | 29.2   | 29.7   | 30.2 | 30.7  | 31.2                                 | 31.7  |
|  | 650                            | 2050 | 9  | 29.0   | 29.5   | 30.0 | 30.5  | 31.0                                 | 31.5  |
|  | 650                            | 2050 | 11   | 28.7   | 29.2   | 29.7 | 30.2  | 30.7                                 | 31.2  |
|  | 650                            | 2100 | 11   | 26.5   | 29.0   | 29.5 | 30.0  | 30.5                                 | 31.0  |
|  | 650                            | 2100 | 13   | 28.2   | 28.7   | 29.2 | 29.7  | 30.2                                 | 30.7  |
|  | EMER                           | 2300 | 13   | 26.7   | 27.2   | 27.7 | 28.2  | 28.7                                 | 29.2  |
|  | CRU<br>CER<br>O<br>CRU<br>TENT |      |  |  | MEZCLA POBRE - AUTO LEAN                               |      |       |                                      |       |
|  |                                |      |  | -15oC  | -5oC   | +5oC | +15oC | +25oC                                | +35oC |
| 550                                    |                                | 2050 | 1  | 27.0   | 27.5   | 28.0 | 28.5  | 29.0                                 | 29.5  |
| 550                                    |                                | 2050 | 3  | 26.7   | 27.2   | 27.7 | 28.2  | 28.7                                 | 29.2  |
| 550                                    |                                | 2050 | 5  | 26.5   | 27.0   | 27.5 | 28.0  | 28.5                                 | 29.0  |
| 550                                    |                                | 2050 | 7  | 26.2   | 26.7   | 27.2 | 27.7  | 28.2                                 | 28.7  |
| 550                                    |                                | 2050 | 9  | 26.0   | 26.5   | 27.0 | 27.5  | 28.0                                 | 28.5  |
| 550                                    |                                | 2050 | 11   | 25.7   | 26.2   | 26.7 | 27.2  | 27.7                                 | 28.2  |
| 550                                    |                                | 2050 | 13   | 25.5   | 26.0   | 26.5 | 27.0  | 27.5                                 | 28.0  |
| 550                                    |                                | 2050 | 15   | 25.2   | 25.7   | 26.2 | 26.7  | 27.2                                 | 27.5  |
| 550                                    |                                | 2100 | 15   | 24.7   | 25.2   | 25.7 | 26.2  | 26.7                                 | 27.2  |
| CRU<br>CER<br>O<br>MAX                 |                                | 600  | 2050   | 1  | 28.2   | 28.7 | 29.2  | 29.7                                 | 30.2  |
|  | 600                            | 2050 | 3  | 28.1   | 28.6   | 29.1 | 29.6  | 30.1                                 | 30.6  |
|  | 600                            | 2050 | 5  | 28.0   | 28.5   | 29.0 | 29.5  | 30.0                                 | 30.5  |
|  | 600                            | 2050 | 7  | 27.9   | 28.4   | 28.9 | 29.4  | 29.9                                 | 30.4  |
|  | 600                            | 2050 | 9  | 27.8   | 28.3   | 28.8 | 29.3  | 29.8                                 | 30.0  |
| MAX<br>CRU                             |                                |      |  |  |  |      |       |                                      |       |



**TABLA DE POTENCIAS**

**POWER**

| DC-3                                     | HPF      | RPM  | AP/PA<br>1000'S' | MEZCLA POBRE - AUTO LEAN |      |      |       |       |       |
|--|----------|------|------------------|--------------------------|------|------|-------|-------|-------|
| CRU<br>CER<br>O<br>MAX<br><br>MAX<br>CRU | 600      | 2050 | 11               | 15oc                     | -5oc | +5oC | +15oC | +25oC | +35oC |
|  |          |      |                  | 27.7                     | 28.2 | 28.7 | 29.2  | 29.7  | 30.2  |
|  | •<br>600 | 2050 | 13               | 27.6                     | 28.1 | 28.6 | 29.1  | 29.6  | 30.1  |
|  |          | 2100 | 13               | 27.0                     | 27.5 | 28.0 | 28.5  | 29.0  | 29.5  |
|  | •<br>600 | 2100 | 15               | 26.9                     | 27.4 | 27.9 | 28.4  | 28.9  | 29.4  |
|  |          | 2300 | 15               | 24.7                     | 25.2 | 25.7 | 26.2  | 26.7  | 27.2  |

**EVITAR OPERACIÓN CONTINUA ENTRE      AVOID CONTINUOUS OPERATION**

**1300 & 1600 RPM AND 2100 & 2300 RPM**



**EMERGENCIAS****EMERGENCIES****PERFILAMIENTO****OUTLINE ENGINE****De memoria del 1 al 5****At Memory 1 to 5**

1 ALETAS Y TREN Requeridos  
 2 MEZCLAS En despegue y ascenso  
 3 ACELERADOR Cortado, Paso Alto  
 4 PERFILAR  
 5 BOMBAS HIDRAULICA Y DE VACÍO  
 PUMPS Al motor bueno

1 FLAPS AND GEAR As Required  
 2 MIXTURES In takeoff and climb  
 3 THROTTLE Cut, Propeller Full  
 4 OUTLINE PROPELLER  
 5 HYDRAULIC AND VACUUM  
 To good engine

6 MOTOR MALO Mezcla Cortada Magneto Cortado  
 7 EN CASO DE FUEGO:  
 a) BOMBA ELECTRICA DE GASOLINA Cortada  
 b) VALVULA CIERRE EMERGENCIA Cortada  
 c) TOLVA DEL MOTOR MALO Libre  
 d) EXTINTOR Seleccionado  
 e) DISPARAR CO2

6 BAD ENGINE Cut Mixture and Magnet  
 7 IN CASE OF FIRE:  
 a) ELECTRIC PUMP GASOLINE Cut  
 b) EMERGENCY CLOSE VALVE Cut  
 c) COWL FLAP BAD ENGINE Trail  
 d) EXTINGUISHER Selected  
 e) SHUT CO2

**MOTOR BUENO****GOOD ENGINE**

a) TOLVAS Como se requieran  
 b) POTENCIA Requerida  
 c) TEMPERATURAS Y PRESIONES Correctas  
 d) MEDICION GASOLINA Lectura  
 e) SELECTORA DE GASOLINA -----

a) COWL FLAPS As Required  
 b) POWER As Required  
 c) TEMPERATURES AND PRESSURES Correct  
 d) GASOLINE QUANTITY Read  
 e) GAS SELECTOR -----

**MOTOR MALO****BAD ENGINE**

a) HELICE PERFILADA CON DOS ASPAS ABAJO  
 b) TOLVA Cerrada  
 c) SELECTORA DE GASOLINA Cortada

a) PROPELLER OUTLINED WITH TWO BLADES DOWN  
 a) COWL FLAPS Closed  
 c) GASOLINE SELECTOR Cut

**DESPERFILAR****INLINE ENGINE**

1 VELOCIDAD MAXIMA 130 Nudos  
 2 PASO Alto  
 3 ACELERADOR Cerrado  
 4 MEZCLA Cortada  
 5 CIERRE DE EMERGENCIA Adelante  
 Forward  
 6 CARBURADOR Frio  
 7 GASOLINA Abierta  
 8 15 ASPAS CON LA MARCHA  
 9 BOTON PERFILAMIENTO APRETADO  
 HASTA 800 RPM  
 10 RPM ESTABLES + - 1200  
 11 MAGNETO Puesto  
 12 MEZCLA En despegue y ascenso  
 13 PRESIONES Correctas

1 MAX SPEED 130 Knots  
 2 PROPELLER Full  
 3 THROTTLE Closed  
 4 MIXTURE Idle  
 5 EMERGENCY CLOSING  
 6 CARBURETOR Cold  
 7 FUEL Open  
 8 15 BLADES WITH START  
 9 INLINE BUTTON PUSHED  
 UNTIL 800 RPM  
 10 RPM STEADY + - 1200  
 11 MAGNET Set  
 12 MIXTURE Takeoff and Climb  
 13 PRESSURE Correct

**EMERGENCIAS****EMERGENCIAS**

**14 ACELERADOR 20" MAXIMO CON PASO ALTO** **14 THROTTLE 20" MAX FULL PROP**  
**15 BOMBAS HIDRAULICA Y DE VACIO** **15 HYDRAULIC AND VACUUM**

**PUMPS****AL MOTOR IZQUIERDO**

**16 TOLVAS Como se requieran**  
**17 EXTINTOR Neutral**  
**18 TEMPERATURAS Cil 120\* Aceite 40\***  
**19 POTENCIA Requerida**

**TO LEFT ENGINE**

**16 COWL FLAPS As required**  
**17 EXTINGUISER Neutral**  
**18 TEMPERATURES Cyl 120\* Oil 40\***  
**19 POTENCIA As Required**

**DESCARGA DE COMBUSTIBLE****FUEL UNLOADING**

**1 TRIPULACION Y PASAJEROS Avisados**  
**2 VELOCIDAD MAXIMA 95 Nudos**  
**3 VUELO RECTO Y NIVELADO**  
**4 ALETAS Y TREN Arriba**  
**5 CANTIDAD Y PESO DE GASOLINA**  
**Verificados**  
**6 SELECTORA TANQUES Ambas al principal**  
**izquierdo**  
**7 CALEFACCION Cortada**  
**8 SI HAY TIEMPO AVISAR A ESTACION**  
**9 LUCES DE POSICION Fijas o Cortadas**  
**10 NO FUMAR Puesto**  
**11 TRANSMISORES CORTADOS**  
**RECEPTORES COMO SE REQUIERAN**  
**NO TOCAR CIRCUITO ALGUNO**  
**12 NO CAMBIAR POTENCIA**  
**13 NO TIRAR PARACAIDAS LUMINOSOS**  
**14 NO DESCARGAR CERCA DEL SUELO**  
**O SI HAY ESTATICA FUERTE**

**1 CREW AND PASSANGERS Notified**  
**2 MAXIM SPEED 95 Knots**  
**3 STRAIGHT AND LEVELED FLIGHT**  
**4 FLAPS AND GEAR Up**  
**5 GASOLINE QUANTITY AND WEIGHT**  
**Verified**  
**6 TANK SELECTOR Booth to main left**  
**7 HEATING Cut**  
**8 IF TIME, NOTICE TO STATION**  
**9 POSITION LIGHTS Set or cut**  
**10 NO SMOKING On**  
**11 TRANSMISORS CUT**  
**RECEPTORS AS REQUIERED**  
**DONT TOUCH SWITCHES**  
**12 DONT CHANGE POWER**  
**13 DONT THROW LUMINATED PARACHUTE**  
**14 DONT UNLOAD NEAR GROUND OR**  
**IF ARE STRONG STATIC**

**15 JALAR MANIJA "T" MARCADA "ABRIR"**  
**QUE SE ENCUENTRA DEL LADO IZQUIERDO,**  
**SI HAY GASOLINA EN AMBOS TANQUES**  
**LA DESCARGA SERA DE 50 GALONES**  
**POR MINUTO. REDUCIR A 30 GALONES EN**  
**CASO DE UN SOLO TANQUE . LA DESCARGA**  
**DE 411 GALONES TOMA 7 MIN 45 SEG.**

**15 PULL "T" HANDLE MARKED "OPEN"**  
**WHICH IS AT LEFT SIDE,**  
**IF THERE ARE FUEL IN BOOTH TANKS**  
**UNLOAD MUST BE 50 GALLONS**  
**PER MINUTE. REDUCE TO 30 GALLONS**  
**IN CASE OF AN UNIQUE TANK.**  
**UNLOAD 411 GALLONES TAKES 7'45"**

**16 DESPUES DE DESCARGAR TÍRESE HACIA**  
**ARRIBA LA MANIJA MARCADA "CERRAR"**  
**DESPUES DE CINCO MINUTOS INSPECCIONE**  
**SI LA CABINA NO TIENE VAPORES DE GAS**  
**ANTES DE USAR RADIO, EQUIPO ELECTRICO**  
**O CALEFACCION.**

**16 AFTER UNLOAD PUSH UP THE HANDLE**  
**MARKED "CLOSE". AFTER 5 MINUTES**  
**CHECK IF COCKPIT IS FREE OF GAS**  
**STEAM BEFORE TO USE RADIO,**  
**ELECTRIC EQUIPMENT OR HEATING.**

**EMERGENCIAS****EMERGENCIES****AMARIZAJE Y ATERRIZAJE****WATER AND GROUND LANDING**

- |  |  |
|--|--|
| <b>1 NO FUMAR Y CINTURNES Puestos</b>                        | <b>1 NO SMOKING AND BELTS On</b>                     |
| <b>2 COMUNICAR EMERGENCIA</b>                                | <b>2 NOTIFY EMERGENCY</b>                            |
| <b>3 PREPARAR EQUIPO EMERGENCIA</b>                          | <b>3 PREPARE EMERGENCY EQUIPMENT</b>                 |
| <b>4 MANDAR MENSAJES RESPECTIVOS</b>                         | <b>4 SEND RESPECTIVE MESSAGES</b>                    |
| <b>5 AJUSTENSE ALTIMETROS</b>                                | <b>5 SET ALTIMETERS</b>                              |
| <b>6 DESCARGUE GASOLINA SI POSIBLE</b>                       | <b>6 UNLOAD FUEL IF POSSIBLE</b>                     |
| <b>7 TREN Arriba</b>   | <b>7 LANDING GEAR Up</b>                             |
| <b>8 ALETAS Abajo</b>  | <b>8 FLAPS Down</b>                                  |
| <b>9 HAGASE CONTACTO A VELOCIDAD MINIMA</b>                  | <b>9 TAKE SURFACE AT MINIMUM SPEED</b>               |
| <b>10 DESPUES DE ATERRIZAR PONGASE PALANCA DE TREN ABAJO</b> | <b>10 AFTER LANDING SET LANDING GEAR HANDLE DOWN</b> |
| <b>11 DIRIJASE EVACUACION DE LA NAVE</b>                     | <b>11 MANAGE PLANE EVACUATION</b>                    |

**DESCENSO DE EMERGENCIA****EMERGENCY DESCENT**

- |   |  |
|---|--|
| <b>1 A 97 NUDOS: ACELERADORES CORTADOS 2550 RPM, ALETAS Y TREN ABAJO</b>  | <b>1 AT 95 KNOTS: CUT THROTTLES 2550 RPM, FLAPS AND GEAR DOWN</b>  |
| <b>2 A 130 NUDOS: ACELERADORES CORTADOS 2550 RPM, ALETAS Y TREN ABAJO</b> | <b>2 AT 130 KNOTS: CUT THROTTLES 2550 RPM, FLAPS AND GEAR DOWN</b> |
| <b>3 A 223 Nudos: ACELERADORES CORTADOS 2550 RPM, ALETAS Y TREN ABAJO</b> | <b>3 A 223 Knots: CUT THROTTLES 2550 RPM, FLAPS AND GEAR DOWN</b>  |

**INCENDIOS****FIRE**

- |   |   |
|---|---|
| <b>1 TRIPULACION Avisada</b>                                      | <b>1 CREW Notified</b>  |
| <b>2 USAR EXTINTORES</b>  | <b>2 USE EXTINGUISHERS</b>  |
| <b>3 SI NO SE DOMINA EL FUEGO<br/>HAGA DESCENSO DE EMERGENCIA</b> | <b>3 IF DONT CONTROL FIRE, DO<br/>EMERGENCY DESCENT</b>                 |
| <b>4 ENVIE MENSAJE DE EMERGENCIA</b>                              | <b>4 SEND EMERGENCY MESSAGE</b>   |
| <b>5 EN CASO PRECISO ATERRICE O<br/>ACUATICE DE INMEDIATO</b>     | <b>5 IN PRECISE SITUATION LANDING<br/>OR WATER LANDING IMMEDIATELY.</b> |

FIN DE LISTA DE EMERGENCIAS

END OF EMERGENCIES CHECK LIST

## DESCENSO

## DESCENT

- 1 LUCES Puestas
- 2 GIROS Correctos
- 3 RUEDA POSTERIOR Asegurada
- 4 ALTIMETROS Calibrados
- 5 MARCAS EN VELOCIDADES **Puestas**

- 1 EXTERIOR LIGHTS Set
- 2 GYROS Set
- 3 TAIL WHEEL Locked
- 4 ALTIMETERS Set
- 5 AIRSPEED BUGS **Set**

## PREPARACION DE ATERRIZAJE

## LANDING PREPARATION

- 1 MEZCLAS Despegue y Ascenso
- 2 MAGNETOS Probados Último Aterrizaje
- 3 NO FUMAR Y CINTURONES Puestos On
- 4 NIVEL Correcto
- 5 CALEFACCION Cortada
- 6 ALTIMETROS Ajustados
- 7 SELECTORA DE COMBUSTIBLE IZQUIERDA  
A tanque principal izquierdo  
CANTIDAD: -----
- 8 CARBURADORES Frios
- 9 SELECTORA DE COMBUSTIBLE DERECHA  
A tanque principal derecho  
CANTIDAD -----
- 10 PESO                      1.3 Vso              Vso
 

|              |    |    |
|--------------|----|----|
| 20950 LIBRAS | 67 | 51 |
| 22000        | 69 | 53 |
| 23150        | 70 | 54 |
| 24250        | 71 | 55 |
| 25200        | 74 | 56 |
| 26000        | 75 | 57 |
| 26900        | 76 | 58 |
- 11 ALETAS -----

- 1 MIXTURES Take off and Climb
- 2 MAGNETS Tested last Landing
- 3 NO SMOKING AND BELTS
- 4 LEVEL Correct
- 5 HEATING Cut
- 6 ALTIMETERS Adjusted
- 7 LEFT FUEL SELECTOR  
To left main tank  
QUANTITY -----
- 8 CARBURADORES cOLD
- 9 RIGHT FUEL SELECTOR  
To right main tank  
QUANTITY -----
- 10 WEIGHT                      1.3 Vso              Vso
 

|            |    |    |
|------------|----|----|
| 20950 pnds | 67 | 51 |
| 22000      | 69 | 53 |
| 23150      | 70 | 54 |
| 24250      | 71 | 55 |
| 25200      | 74 | 56 |
| 26000      | 75 | 57 |
| 26900      | 76 | 58 |
- 11 FLAPS -----

APROXIMACION  
De Memoria

APPROACH  
At Memory

- 1 TREN Abajo  
Ambas presiones recuperadas a su máximo  
Neutral, Seguro, Luces Verdes y Ajustadas  
Visual
- 2 FRENOS Normales
- 3 RUEDA Fija
- 4 TOLVAS Libres
- 5 INSTRUMENTOS Correctos
- APROXIMACION Completa

- 1 LANDING GEAR Down  
Booth pressures recovered at his maximum  
Neutral, Lock, Green Lights and Adjusted  
Visual
- 2 BRAKES Normal
- 3 TAIL WHEEL Secure
- 4 COWL FLAPS Free
- 5 GAUGES Correct
- APPROACH Complete

**DESPUES DE ATERRIZAR****AFTER LANDING**

- 1 ALETAS** Arriba, palanca en neutral
- 2 FRENOS** Probados
- 3 PASO** Bajo
- 4 ESTABILIZADOR** Neutral
- 5 TOLVAS** En abierto y visual
- 6 PITOT** Cortado
- 7 ELEVADORES** Cero
- 8 RUEDA** Como se requiera

- 1 FLAPS** Up handle in neutral
- 2 BRAKES** Checked
- 3 PROPELLER** Auto lean
- 4 STABILIZATOR** Neutral
- 5 COWL FLAPS** Open Visual
- 6 PITOT** Cut
- 7 TRIM** Zero
- 8 TAIL WHEEL** As required

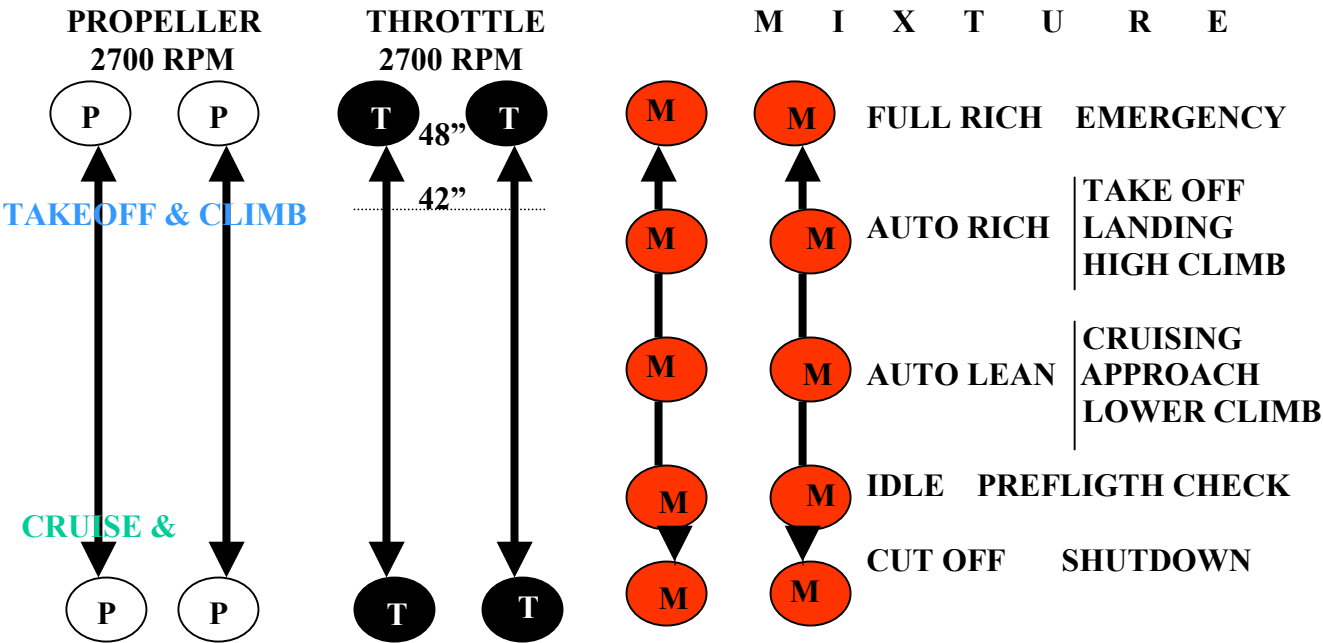
**EN PLATAFORMA****ON RAMP**

- 1 FRENOS** Puestos si están frios
- 2 1000 RPM** Ajustadas
- 3 MEZCLAS** Cortadas
- 4 CINTURONES** Apagados
- 5 LUCES ILUMINACION Y NAVEGACION** Cortadas
- 6 MAGNETOS** Parando hélices, cortados
- 7 RADIO** Cortado
- 8 SELECTORAS DE COMBUSTIBLE**  
Ultima Estación, Cerradas
- 9 BATERIA** Cortada o de tierra
- 10 GENERADORES** Apagados
- 11 CALENTADOR DEL CARBURADOR** Caliente
- 12 SEGURO DEL CARBURADOR** Puesto
- 13 SWITCHES DE INSTRUMENTOS** Apagados
- 14 CONTROLES** Asegurados
- 15 ALETAS** Palanca Arriba
- 16 SEGUROS PUESTOS** Palanca tren abajo
- 17 CALZOS** Puestos
- 18 RUEDA** Asegurada
- 19 VENTANAS** Cerradas
- 20 BITACORA** Completa

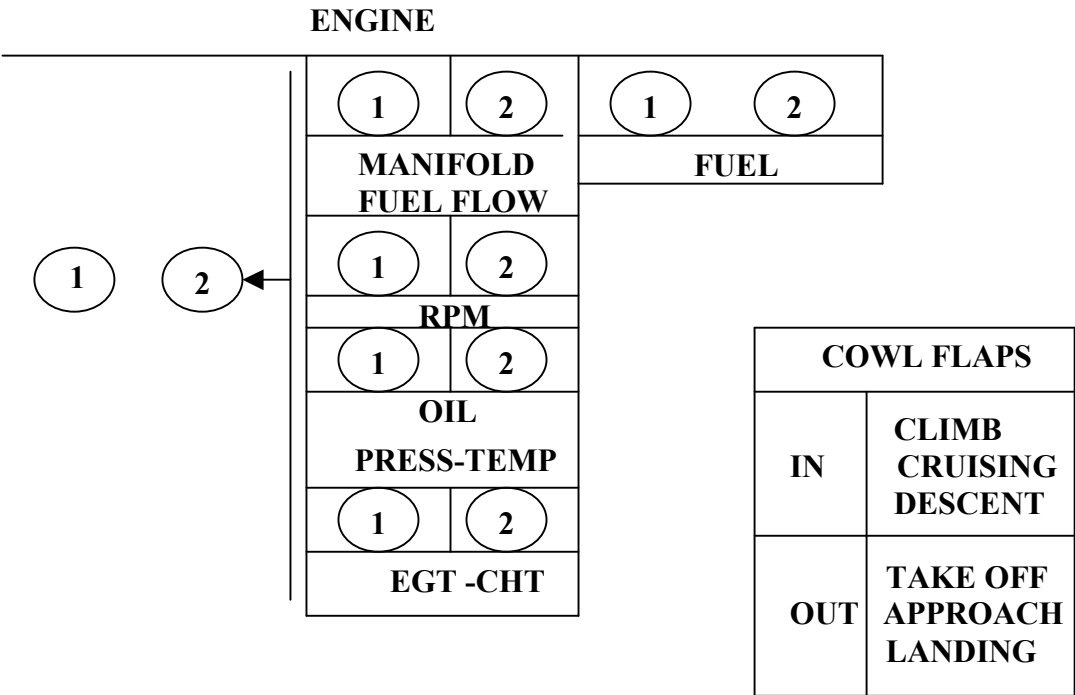
- 1 BRAKES** Set if cold
- 2 1000 RPM** Adjusted
- 3 MIXTURES** Cut
- 4 BELTS** Off
- 5 LIGHTS** Cut
- 6 MAGNETS** Cut at propellers stop
- 7 RADIO** Off
- 8 FUEL SELECTORS**  
Last Station, Closed
- 9 BATTERY** Cut
- 10 GENERATORS** Off
- 11 CARBURATOR HEAT** Hot
- 12 CARBURATOR HEAT** Locked
- 13 INSTRUMENT SWITCHES** Off
- 14 YOKES** Secure
- 15 FLAPS UP** Handle
- 16 GEAR PINS** Set
- 17 CHOCKS** Set
- 18 TAIL WHEEL** Locked
- 19 WINDOWS** Closed
- 20 LOGBOOK** Complete

REFERENCIA RAPIDA

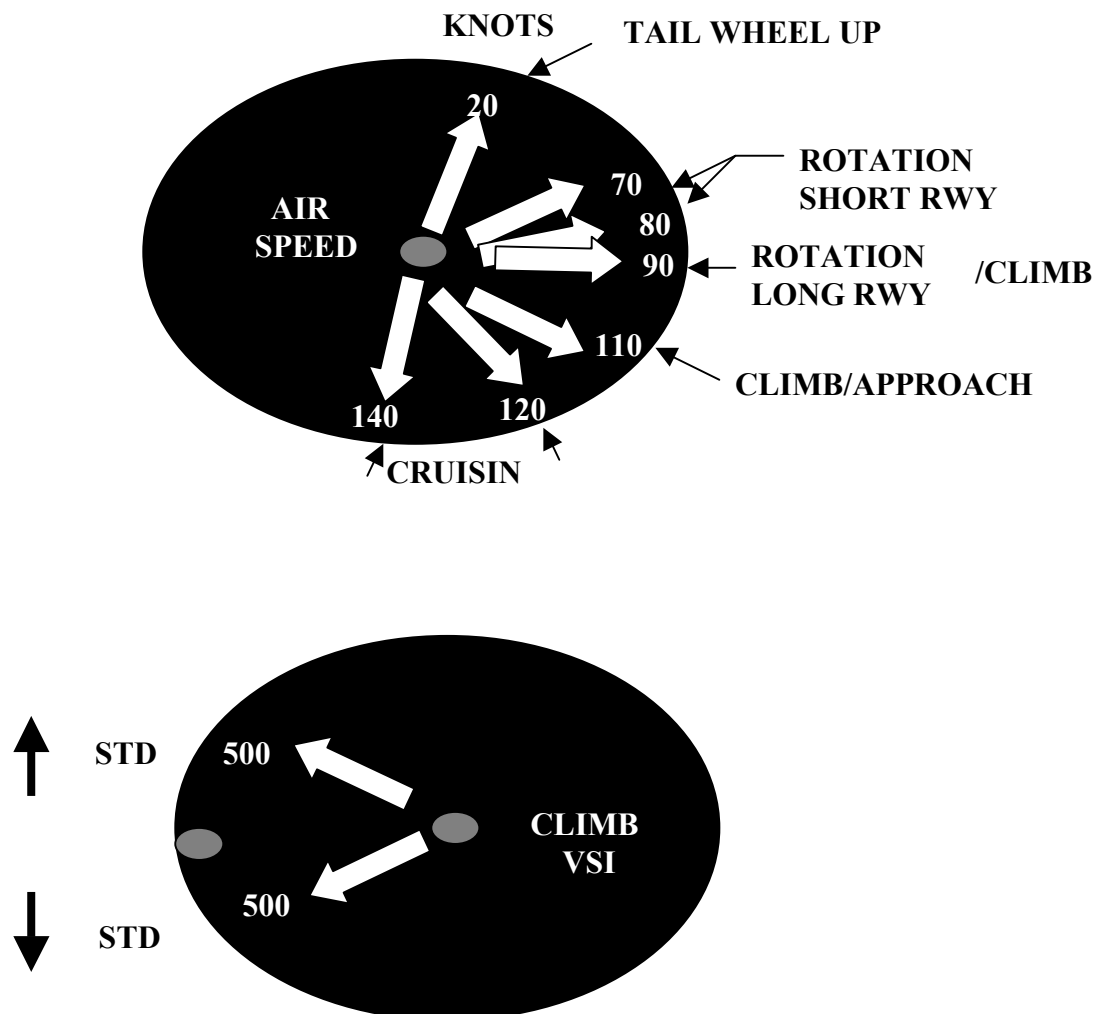
QUICK REFERENCE



[FULL PROP/THROT **ONLY** AUTO RICH/FULL RICH]



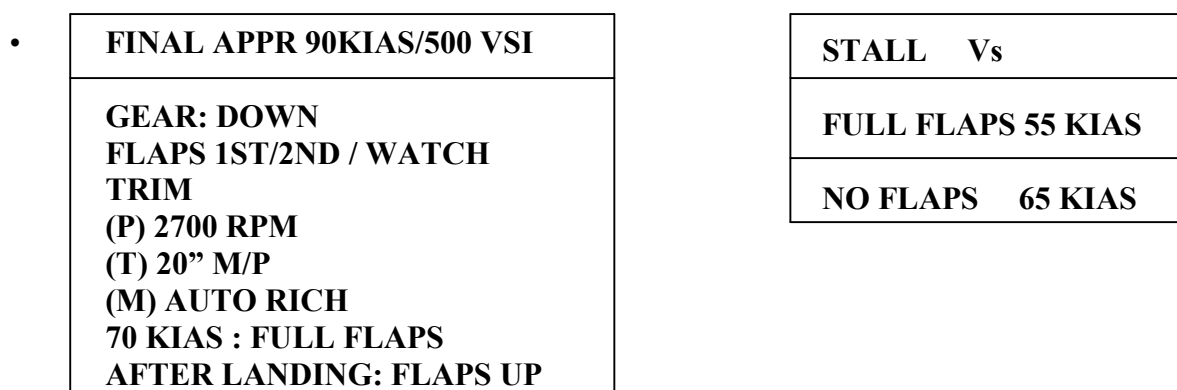
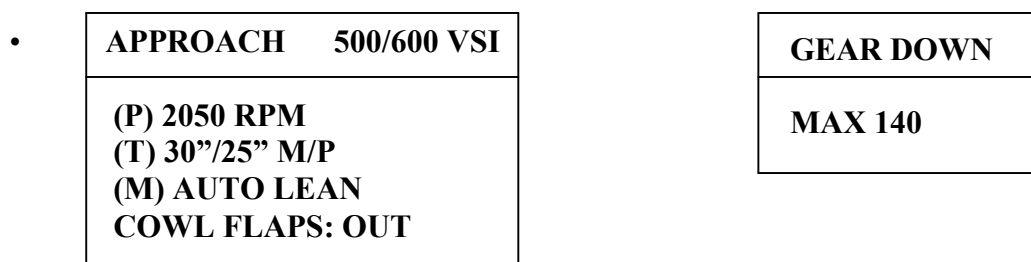
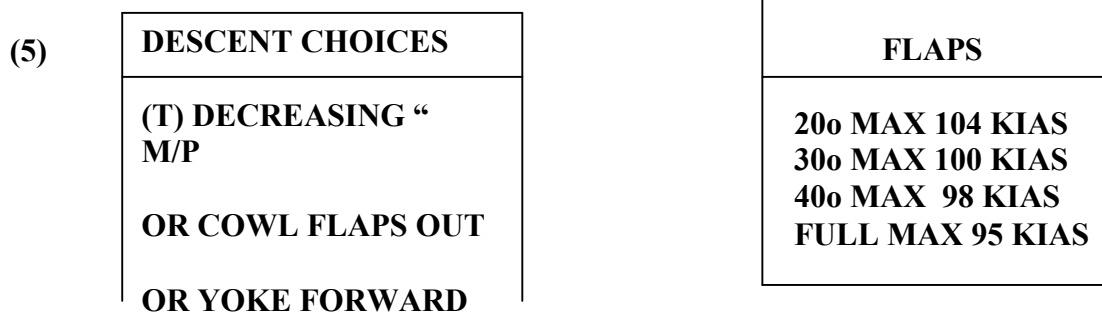
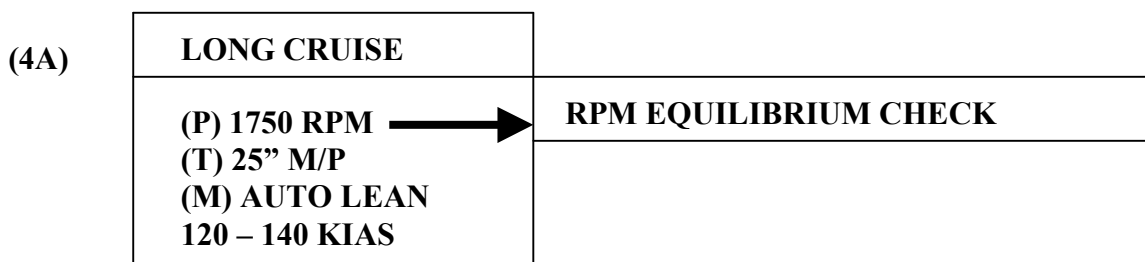
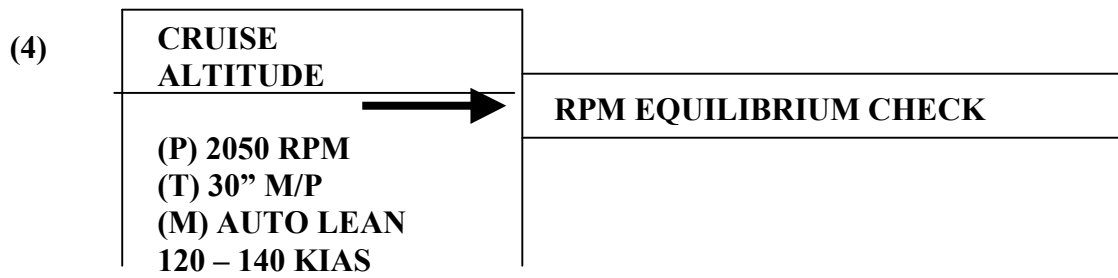
TAXIING: AUTO RICH / FULL PROP / DIFF BREAK /



(1) **TAXIING: AUTO RICH / FULL PROP / DIFF BREAK /**

| (2) TAKE OFF  | (3) CLIMB   |
|---|---|
| <b>BRAKES ON/<br/>SET TRIM 55%<br/>COWL FLAPS OUT<br/>(P) 2700 RPM<br/>(T) 42" M/P<br/>(M) AUTO RICH<br/>FLAPS UP /20o SHORT RWY<br/>BRAKES OFF<br/>(T) FORWAD/20K TAIL UP<br/>RUDER VS TORQUE<br/>90 KIAS ROTATION / 70/80 SHORT RWY</b> | <b>GEAR UP<br/>90 KIAS<br/>(P) 2550 RPM<br/>(T) 42" M/P<br/>(M) AUTO RICH<br/>COWL FLAPS IN</b><br><br><b>↓</b><br><b>110 KIAS<br/>(P) 2350 RPM<br/>(T) 38" M/P<br/>(M) AUTO RICH</b> |







**Gracias por usar esta Guía de Vuelo del DC3 - Thank you for use this DC3 Fligth Guide**

**J.R. Zubieta DC3 FSCommander. (México)**

**jrzubiet@prodigy.net.mx**

**Este documento está dedicado a la memoria del Capitán Miguel Angel Rueda González(+)  
To the Memory of Captain Miguel Angel Rueda González (+)**

**Mi admiración y respeto a los diseñadores y fabricantes del DC3, así como a los pilotos que volaron esta nave durante décadas. Y a quienes tienen la fortuna de tripular en el presente este sensacional avión.**

**My admire and respect to designers and manufacturers of the DC3 and to the pilots that flow it during decades. And to the crews that has the fortune of fly today this great plane.**

**El Douglas DC3 de la portada y de esta página voló para la Armada de México. Hoy se encuentra en el Museo Tecnológico de la Comisión Fedreal de Electricidad, en la Ciudad de México.**

**The Douglas DC3 show at front and in this page flow in the Mexican Navy. Now is found at Technology Musseum of Comisión Federal de Electricidad, México City.**

**Fuente: Listas de Verificación tomadas del Manual de Operación DC3 de Mexicana de Aviación, en vigor en 1961.**

**Source: Check List from DC3 Handbook, Mexicana de Aviación, in vigor in 1961**

**Este documento es de distribución gratuita y no puede usarse con fines de lucro.**

**Tampoco puede ser modificado sin previa autorización.**

**This document does not have lucrative purposses. Free distribution.**

**It can't modified without previous authorization.**

**2007**

**Derechos Reservados -All Rigths Reserved**